



## ASL Resource Guide







American Sign Language Chart - Click on [this link](#) Or


this LINK: [FREESignLanguageAlphabetPoster-1.pdf](#)











## ASL Videos

<p><b>Learn ASL With Blue's Clues</b></p> <p>Start by learning the ASL fingerspelling alphabet, then learn signs for emotions like “scared” and “excited.” Along the way, you’ll figure out Blue’s Clues.</p>	
<p><b>Jack Hartmann Animal Signs</b></p> <p>Animal signs are especially fun to learn and easy to remember since they’re so descriptive. It may be helpful to pause the video after each animal and demonstrate the sign to your kids the first few times.</p>	
<p><b>Let's Make Friends (Signing Time)</b></p> <p>Signing Time is a popular TV show for kids ages 4 and up who are interested in learning ASL. This episode teaches the signs kids need to make new friends, which is one of the very best reasons to learn any new language.</p>	
<p><b>ASL Alphabet Lesson</b></p> <p>If you know the ASL fingerspelling alphabet, you can spell out any word you need to. This video for kids is taught by a kid, and it takes the time to really explain each letter at a speed new learners will appreciate.</p>	

## American Sign Language Books

	<p><b>Say It, Sign It</b> By Elaine Epstein</p> <p>Say It, Sign It is a story about a brother and sister at the beach with their grandparents. Sonya is deaf and her brother, Todd, is not. Sonya uses American Sign Language (ASL) to communicate with others.</p>
---	---

	<p><b>My First Book of Sign Language</b> By Joan Holub</p> <p>This is a picture book that shows the different letters of the alphabet, as well as simple words.</p>
	<p><b>Hands and Hearts</b> By Donna Jo Napoli</p> <p>Hands &amp; Hearts is a beautiful story of a mother and daughter's day at the beach. The text is poetic, simple and includes one word on each page that is shown in sign language in the margins.</p>
	<p><b>Sign and Sing Along: Twinkle, Twinkle Little Star</b> by Annie Kubler</p> <p>This version of Twinkle, Twinkle Little Star includes illustrations of how to sign the song and the words.</p>
	<p><b>Let's Hear it For Almigal!</b> by Wendy Kupfer – Let's Hear it For Almigal is a sweet story about a little girl that is receiving cochlear implants. Almigal wants to hear everything in the world around her and readers will enjoy seeing her hear all these things.</p>
	<p><b>Goldilocks and the Three Bears</b> told in Sign Language by Harry Bornstein –</p> <p>Goldilocks and the Three Bears tells the original tale, but each page includes the story told in sign language. The illustrations and text are included along with the signs for each word so you can tell the story with sign language and read the story.</p>
	<p><b>Sign Language: My First 100 Words</b></p> <p>The book shows signs for everything from people and sports to numbers and food.</p>

	<p>Time to Sign: Sign Language for Kids By Kathryn Clay</p> <p>A helpful introduction and alphabet provide a base for hundreds of words and phrases.</p>
	<p>Sign Language ABC By Lora Heller</p> <p>A is for ASTRONAUT, B is for BIRD, and C is for CRAB. Bold and bright, hip, and cool. Each page teaches children the American Sign Language alphabet through a combination of letters, hand spelling.</p>
	<p>Dachy's Deaf By Jack Hughes</p> <p>Dachy the Pterodactyl wears hearing aids. He loves the way they help him hear gentle sounds. However, when his friends are too noisy one day, he turns his hearing aids off so he can have a rest. It's so quiet, he falls asleep and ends up in a dangerous situation.</p>
	<p>Going Out (Sign About) By Anthony Lewis</p> <p>These sign guides introduce signs for a variety of everyday activities, from getting up in the morning to going to the park. Make signing a natural part of your everyday communication.</p>
	<p>No Night-Night: A Bedtime Story in English and American Sign Language By Zena Bailey-Harris</p> <p>No Night-Night is a delightful children's book that incorporates both English and American Sign Language.</p>
	<p>How to Sign Animals with Terry the Monkey By Joe Jacobs</p> <p>The Terry the Monkey books are the fun way for children to learn their first signs in American Sign Language. The signs in this book include zoo animals, pets, farm animals, sea creatures and garden animals.</p>

## ASL Flashcards

LINK: [Sign-Language-Alphabet.pdf](#)

**Here are some ways you can use these ASL alphabet pintables to make learning fun:**

- Make ASL Alphabet Flashcards, simply print and cut apart!
- Make an ASL Dictionary, print it out and leave it in book form to refer to (like an ASL dictionary).
- Write different words on the back of each letter that start with that letter.
- Sign the letters along with the Alphabet Song. This will take a lot of practice to flow through the alphabet smoothly, but what a cool skill when you learn it!
- Cut apart the flashcards, mix them up, and put the letters in alphabetical order.
- Find the letters of your name, put them in order, and learn to sign your name. This is a fun way to practice spelling your name.
- Spell the names of your family members.
- Using letter magnets or puzzle pieces, match a letter to each card and sign the letter when you match it. What a great alphabet activity for young children!
- Spell short words (CVC words) with the cards and learn to sign them quickly. Sound out the word as you sign it.
- Practice spelling sight words in literacy centers. Have the letters already to spell sight words. Students can flip to a new sight word, sign it, and read it.
- Print two copies of the flashcards and make a Memory Matching Game.





American Sign Language Chart - Click on this [link](#)

